






HARNES-2-BOOSTER SEAT COMPARISON CHART

				
	DUALFIT	PIONEER	FRONTIER CLICKTIGHT	PINNACLE CLICKTIGHT
Harness Weight Capacity	25 - 65 lbs	25 - 70 lbs	25 - 90 lbs	25 - 90 lbs
Booster Weight Capacity	40 - 100 lbs	40 - 120 lbs	40 - 120 lbs	40 - 120 lbs
Layers of Side Impact Protection	2	2	2	3
Quick-Adjust Harness	8	9	9	9
Recline Positions	2	2	2	2
Impact Stabilizing Steel Frame	●	●	●	●
Patented Energy-Absorbing V-Shaped Tether	●	●	●	●
Energy-Absorbing Base	●	●	●	●
Energy-Absorbing Chest Pads			●	●
Lower LATCH Connectors	●	●	●	●
			●	●
Snack & Cup Holders	●	●	●	●